

Stainless Steel-Spacer disks and foot disks

with rubber underlay, vulcanized

SPECIFICATION

Types

- Type **A**: Mounting with fixing hole
- Type **B**: Mounting with adhesive pad

Stainless Steel AISI 304

Rubber underlay

Acrylonitrile butadiene rubber (NBR)

- vulcanized
- black
- temperature resistant up to 120 °C
- Hardness Shore **A 70**

Adhesive pad (only type B)

Scotch mount TM 5952

- double-sided
- Acrylate rubber core

INFORMATION

GN 438.5 Stainless Steel-Spacer disks and foot disks provide a damping and muffling function and protect surfaces from damage.

By stacking several spacer disks on each other, the spring rate of the package can be increased, which opens up new possibilities for use.

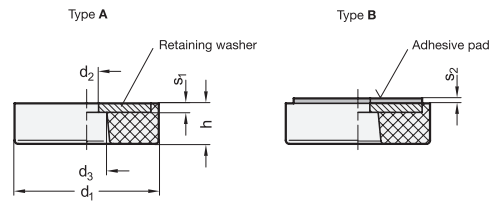

Foot disks are used for installing small machines, systems or devices and, for the type A, are attached with screws. Bear in mind the maximum height of the screw head. Alternatively, after the protective film has been removed, the type B can be adhered to all suitable and clean surfaces by means of the adhesive pad.

TECHNICAL INFORMATION

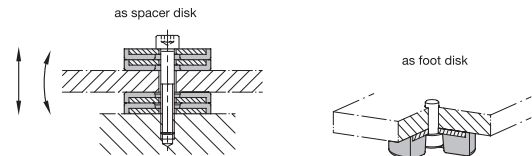
- Elastomer characteristics (see page A32)
- Stainless Steel characteristics (see page A26)

ON REQUEST

- other Shore hardnesses



Assembly examples



GN 438.5

STAINLESS STEEL

Description	d1	h	d2 +0.5	d3 +0.5	s1	⚖️
GN 438.5-19-3-4-A-70	19	3	4	7.5	1.5	3
GN 438.5-19-7-4-A-70	19	7	4	7.5	1.5	4
GN 438.5-19-14-4-A-70	19	14	4	7.5	1.5	6
GN 438.5-25-3-4-A-70	25	3	4	7.5	1.5	5
GN 438.5-25-8-4-A-70	25	8	4	7.5	1.5	8
GN 438.5-25-16-4-A-70	25	16	4	7.5	1.5	12
GN 438.5-32-4-5-A-70	32	4	5	9	2	12
GN 438.5-32-9-5-A-70	32	9	5	9	2	16
GN 438.5-32-18-5-A-70	32	18	5	9	2	13
GN 438.5-38-4-5-A-70	38	4	5	9	2	17
GN 438.5-38-10-5-A-70	38	10	5	9	2	24
GN 438.5-38-20-5-A-70	38	20	5	9	2	37
GN 438.5-50-5-6-A-70	50	5	6	11	2.5	39
GN 438.5-50-11-6-A-70	50	11	6	11	2.5	51
GN 438.5-50-22-6-A-70	50	22	6	11	2.5	76
GN 438.5-64-5-6-A-70	64	5	6	11	2.5	66
GN 438.5-64-13-6-A-70	64	13	6	11	2.5	100
GN 438.5-64-26-6-A-70	64	26	6	11	2.5	145

GN 438.5

STAINLESS STEEL

Description	d1	h	d2 +0.5	d3 +0.5	s1	s2	⚖️
GN 438.5-19-3-4-B-70	19	3	4	7.5	1.5	1.1	4
GN 438.5-19-7-4-B-70	19	7	4	7.5	1.5	1.1	5
GN 438.5-19-14-4-B-70	19	14	4	7.5	1.5	1.1	6
GN 438.5-25-3-4-B-70	25	3	4	7.5	1.5	1.1	6
GN 438.5-25-8-4-B-70	25	8	4	7.5	1.5	1.1	8
GN 438.5-25-16-4-B-70	25	16	4	7.5	1.5	1.1	15
GN 438.5-32-4-5-B-70	32	4	5	9	2	1.1	22
GN 438.5-32-9-5-B-70	32	9	5	9	2	1.1	16
GN 438.5-32-18-5-B-70	32	18	5	9	2	1.1	25
GN 438.5-38-4-5-B-70	38	4	5	9	2	1.1	18
GN 438.5-38-10-5-B-70	38	10	5	9	2	1.1	20
GN 438.5-38-20-5-B-70	38	20	5	9	2	1.1	38
GN 438.5-50-5-6-B-70	50	5	6	11	2.5	1.1	40
GN 438.5-50-11-6-B-70	50	11	6	11	2.5	1.1	52
GN 438.5-50-22-6-B-70	50	22	6	11	2.5	1.1	77
GN 438.5-64-5-6-B-70	64	5	6	11	2.5	1.1	68
GN 438.5-64-13-6-B-70	64	13	6	11	2.5	1.1	102
GN 438.5-64-26-6-B-70	64	26	6	11	2.5	1.1	147