

Castors with bracket for medium-heavy loads

ESD cast polyurethane coating

COVERING

Mould-on polyurethane, hardness 90 Shore A, dark grey, anti-trace. Electrical resistivity $< 10^9 \Omega$.

WHEEL CENTRE BODY

Pressure die-cast aluminium.

ROLLING ACTION

Hub with shielded ball bearings. Ideal solution for heavy loads and continuous moving.

FIXED PLATE BRACKET

Yellow zinc-plated steel sheet. The bracket is designed to withstand loads up to 6800 N. It ensures capacities that make it suitable for heavy industrial applications.

TURNING PLATE BRACKET

Yellow zinc-plated steel sheet. The bracket is designed to withstand loads up to 6800 N. It ensures capacities that make it suitable for heavy industrial applications.

It consists of (see Fig.1):

1. fitting plate: yellow zinc-plated steel sheet;
2. fork: yellow zinc-plated steel sheet;
3. ball race ring: yellow zinc-plated steel sheet;
4. central pin: class 8.8 steel screw and steel nut;
5. rotation system: dual grease-lubricated ball race;
6. dust seal: RAL 7015 dark grey technopolymer.

BRAKE

Front brake (RE.F5-125) or rear brake (RE.F5-150-200) dual-effect with simultaneous locking of wheel and bracket.

The brake is simple and effective to use: it is actuated and released by a simple action from the top downward at the tip of two separate pedals, thus ensuring the utmost manoeuvring comfort.

The braking efficacy may be adjusted with a socket head screw M8 (only for wheels with rear brake RE.F5-150-200).

STANDARD EXECUTIONS

- **PSL-H-ESD**: fixed plate bracket, without brake.
- **SSL-H-ESD**: turning plate bracket, without brake.
- **SSF-H-ESD**: turning plate bracket, with brake.

APPLICATIONS

Excellent rolling resistance and elasticity features, high wear and tearing resistance.

For further information see wheel technical data sheet RE.F5-ESD (see page -).

FEATURES AND APPLICATIONS

The special polyurethane with electrical resistivity $< 10^9 \Omega$ prevents the accumulation of electrostatic charge. RE.F5-H-ESD wheels are therefore suitable for applications in "ESD PROTECTED AREAS" where all components sensitive to electrostatic discharges must be treated with the minimum risk of damage.

The electrical specifications meet the requirements of the ISO 22878:2004 standard. The electrical resistivity values indicated have been measured in the temperature range 18-25°C (as per regulations). For environments with operating temperatures below 10°C, contact ELESA sales service.

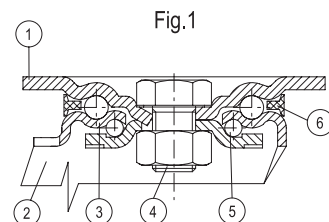
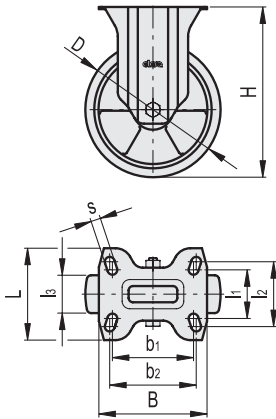


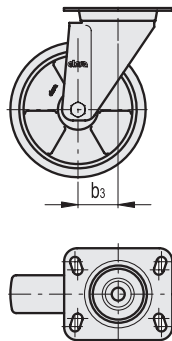
Fig.1



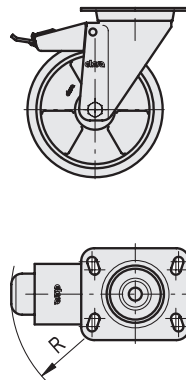
RE.F5-PSL-H



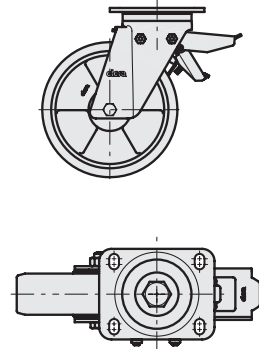
RE.F5-SSL-H



RE.F5-125-SSF-H



RE.F5-150-SSF-H
RE.F5-200-SSF-H



Code	Description	D	l1	l2	l3	H	B	L	s	b1	b2	b3	R	Rolling resistance# [N]	Dynamic carrying capacity# [N]	⚖️
451801-ESD	RE.F5-125-PSL-H-ESD	125	45	60	35	161	100	85	9	75	80	-	-	2800	3200	970
451806-ESD	RE.F5-150-PSL-H-ESD	150	73	85	40	200	140	114	11	105	105	-	-	3300	4800	2190
451811-ESD	RE.F5-200-PSL-H-ESD	200	73	85	50	250	140	114	11	105	105	-	-	3600	6800	2480
451701-ESD	RE.F5-125-SSL-H-ESD	125	45	60	35	161	100	85	9	75	80	48	-	2800	3200	1390
451706-ESD	RE.F5-150-SSL-H-ESD	150	73	87	40	200	140	110	11	105	105	70	-	3300	4800	3180
451711-ESD	RE.F5-200-SSL-H-ESD	200	73	87	50	250	140	110	11	105	105	70	-	3600	6800	3940
451751-ESD	RE.F5-125-SSF-H-ESD	125	45	60	35	161	100	85	9	75	80	48	120	2800	3200	1540
451756-ESD	RE.F5-150-SSF-H-ESD	150	73	87	40	200	140	110	11	105	105	70	146	3300	4800	3750
451761-ESD	RE.F5-200-SSF-H-ESD	200	73	87	50	250	140	110	11	105	105	70	146	3600	6800	4510

For rolling resistance and dynamic carrying capacity see Technical data (on page -).